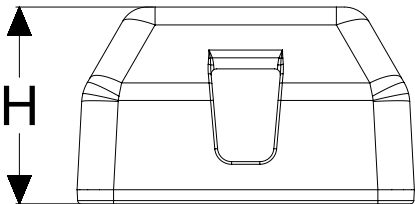
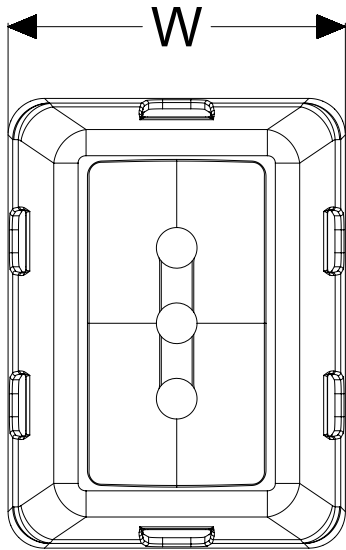
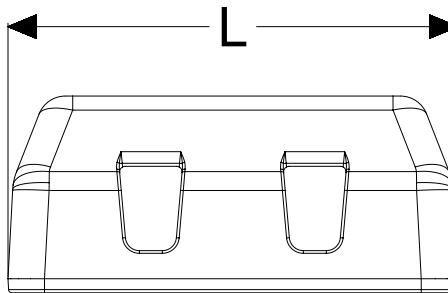


Vending Pod



Specifications	IN/LB	MM/KG
Length (L)	8.0	203
Width (W)	6.0	152
Height (H)	3.5	88.9
Weight	1.5	0.7
Quantity per Gaylord	288	
53' Truckload Quantity	17,280	



Specifications

- Colors: Choice of standard or optional non-heavy metal (NHM) or FDA approved colors
- Vending Pods per Vending Machine: 4 Units (1 in each corner)
- Maximum Stacking Capacity: 2 High (1 vending machine weighing no more than 900 lbs on top of another)

Installation

The installation of the Vending Pods to the Vending Machine is a four step process:

- 1) Unscrew the leveling foot from each corner of the Vending Machine
- 2) Select which of the 3 locating holes in each Vending Pod will be used
- 3) Set each leveling foot through the selected hole in the subsequent Vending Pod
- 4) Re-tighten each leveling foot in each corner of the Vending Machine

Corporate Headquarters
 4010 East 26th St., Los Angeles, CA 90058
 (800) 421-6244 • (323) 262-5145

Locations
 Los Angeles, CA • Orlando, FL • Atlanta, GA • De Soto, KS
 Erie, PA • Dallas, TX • Kenosha, WI • Quebec, Canada
 Querétaro, Qro., Mexico

Web: www.rehrigpacific.com



A FAMILY TRADITION OF GROWTH, SERVICE AND INNOVATION