



# 2 Yard Front Load Commercial Container

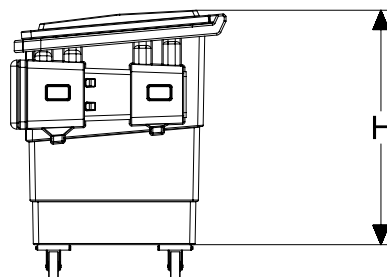
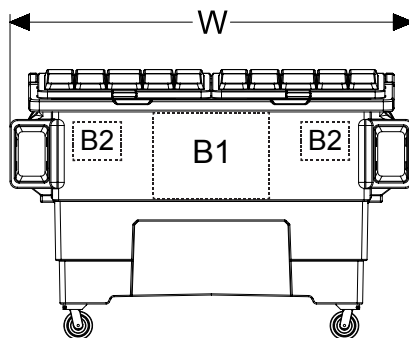
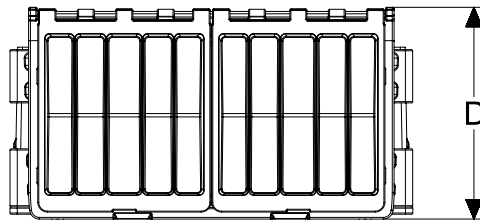


## Features & Benefits

- Minimum 0.25" thick solid resin wall stock to enhance long-term durability, reduce potential for wall and enclosure damage, and minimize ongoing maintenance
- Lightweight - 1/3 less weight than comparable metal containers makes maneuvering easy with less effort and noise
- Average of 40% higher strength-to-weight ratio across push/pull sizes vs. competing plastic designs
- Average of 57% lighter than metal containers without sacrificing load rating to help reduce potential for push/pull injuries
- Replaceable pocket sleeves provide added side wall thickness and protection against puncturing by fork tines
- Wide, tapered sleeve with integrated bumpers provides a broader target for drivers and may reduce service time by an average of 15-20 seconds per lift; Sleeve bumpers provide added protection for front panels and against repeated impacts
- Molded beams provide support and stepped sidewalls provide stiffness to avoid bottom sagging and bowing; Heavily reinforced top rim
- Molded-in caster rings with quick release casters prevent "pop-throughs" mitigate leaking/seepage, and allow for quick in-field caster/skid changes
- High-impact, UV stabilized, 100% recyclable polyethylene resin won't deteriorate like metal in damp conditions
- Tested in extreme heat and cold conditions to improve versatility and boost longevity
- Dent resistant and repairable; Easy in-field graffiti removal
- Nestable for shipping, storage, deliveries, and removals
- Customer Friendly - 2/3 quieter than servicing metal containers to reduce noise complaints and enhance customer experience
- Smooth areas on front of container to enable branding graphics or labels to better adhere to the container body

Specifications	IN/LB	CM/KG
Load Rating	1,500	680
Overall Depth (D)	43.0	109
Overall Width (W)	83.5	212
Overall Height with Lids (H)	48.5	123
Caster Height	7.0	17.8
Assembled Weight	225	102
53' Trailer Quantity	42	

Decoration Areas	WIDTH (IN)	HEIGHT (IN)
Center Brand (B1)	24.0	18.0
Front Side Brand (B2)	10.0	8.0



**Corporate Headquarters**  
 4010 East 26th St., Los Angeles, CA 90058  
 (800) 421-6244 • (323) 262-5145

**Locations**  
 Los Angeles, CA • Orlando, FL • Atlanta, GA • De Soto, KS  
 Erie, PA • Dallas, TX • Kenosha, WI • Quebec, Canada  
 Querétaro, Qro., Mexico

**Web:** [www.rehrigpacific.com](http://www.rehrigpacific.com)



A FAMILY TRADITION OF GROWTH, SERVICE AND INNOVATION